

A black and white portrait of a woman with long dark hair, wearing a dark blazer over a dark top. She is looking directly at the camera with a neutral expression. The background is dark and slightly out of focus.

N.V. PERMANENT

AIR STROKE BROW
ONLINE OFFLINE COURSE

LESSON ONE

We will
WE WILL TALK ABOUT
STUDING VOLUMES AND
ADAPTING THE CURVES TO
THE SHAPE OF THE CLIENT'S
FACE FOR THE CORRECT
ADAPTATION OF THE EYEBROW
CURVES. WHY THE CURVE
LINES SHOULD BE IMPORTED.



LESSON TWO

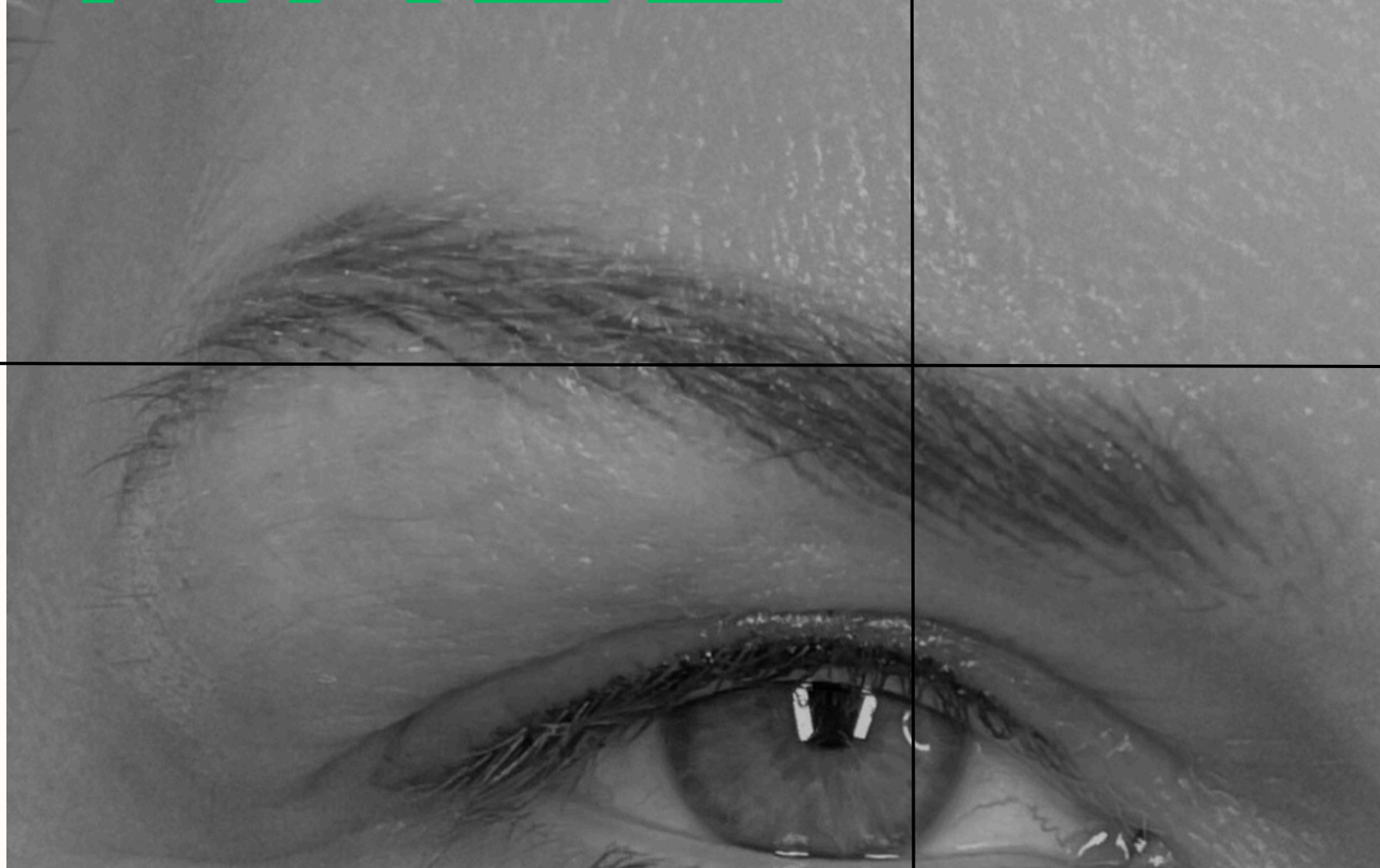


Step by step demonstration of the technique of drawing hairs on paper and latex

LESSON

THREE



*HOW TO CORRECTLY DETERMINE THE DISTANCE
TO CREATE A NATURAL EFFECT*



Organization and planning
of all stages of creation the eyebrows scheme



LESSON FOURTH



LESSON FIFTH

USING LIGHT ACCENTS TO ADD VOLUME
AND NATURALNESS



LESSON SIXRH

Practicing hair techniques on latex ,vellums
hairs, saturated hairs, adding pixels



LESSON SEVENTH



At what speeds does your machine create hairs of different thicknesses

LESSON EIGHTH

LIVE DEMONSTRATION ON MODELS. CREATION OF EYEBROW FROM START TO FINISH.



N A T A
V O V C H E N K O

PMU artist

THANK YOU *FOR WATCHING*

www.nvpermanent.com

I AM HAPPY TO SHARE AND
MOTIVATE WITH MANY YEARS OF
EXPERIENCE.....♥